



DOUBLE WIDE (HD) SERIES LIFT TABLES

10 Year/250,000 Cycle Warranty


The HD-Series lifts were designed for the higher capacity applications beyond the scope of the P-Series units.




- ▶ These units are equipped with the patented “Platform Centering Devices”, which doubles or triples lift life.
- ▶ All of the controllers are Underwriter Laboratory listed assemblies.
- ▶ These units are fully primed and finished with a baked enamel finish.
- ▶ The cylinders are machine grade with clear plastic return lines.
- ▶ All pressure hoses are double wire braid with JIC fittings.
- ▶ The reservoirs are mild steel.
- ▶ These units conform to all applicable ANSI codes.



▶ **Platform Centering Device**



▶ **UL Listed Control Panel**



▶ **Machine Grade Cylinder**



▶ **Double Wire Braid Hose**



▶ **Power Unit**

SPECIFICATION TABLE FOR DOUBLE WIDE UNITS

Model	Travel	Capacity	Std Min Platform	Opt. Max Platform	Maximum Loading End	Maximum Loading Side	Baseframe Size	Lowered Height	Raised Height	Speed Sec.	Motor H.P.	Ship Wt.
HDDW-12822	22	12800	60 X 48	84 X 78	19200	9000	60 X 48	11-3/4	33-3/4	24	5	2600
HDDW-16022	22	16000	60 X 48	84 X 78	22000	11600	60 X 48	11-3/4	33-3/4	36	5	2800
HDDW-19222	22	19200	60 X 48	84 X 78	22000	11600	60 X 48	11-3/4	33-3/4	38	5	2900
HDEDW-12822	22	12800	84 X 48	108 X 78	19200	9400	84 X 48	13-3/4	35-3/4	26	5	3100
HDEDW-16022	22	16000	84 X 48	108 X 78	22000	12400	84 X 48	13-3/4	35-3/4	36	5	3300
HDEDW-19222	22	19200	84 X 48	108 X 78	22000	12400	84 X 48	13-3/4	35-3/4	38	5	3400
HDVDW-12822	22	12800	108 X 48	132 X 78	19200	9900	108 X 48	13-3/4	35-3/4	26	5	3400
HDVDW-16022	22	16000	108 X 48	132 X 78	21800	12700	108 X 48	13-3/4	35-3/4	36	5	3600
HDVDW-19222	22	19200	108 X 48	132 X 78	21800	12800	108 X 48	13-3/4	35-3/4	38	5	3700
HDDW-12834	34	12800	60 X 60	84 X 90	16400	7200	60 X 60	11-3/4	45-3/4	36	5	2900
HDDW-16034	34	16000	60 X 60	84 X 90	20000	9900	60 X 60	11-3/4	45-3/4	52	5	3100
HDDW-19234	34	19200	60 X 60	84 X 90	20000	10500	60 X 60	11-3/4	45-3/4	54	5	3200
HDEDW-12834	34	12800	84 X 60	108 X 90	16200	7900	84 X 60	13-3/4	47-3/4	36	5	3400
HDEDW-16034	34	16000	84 X 60	108 X 90	20000	11000	84 X 60	13-3/4	47-3/4	52	5	3600
HDEDW-19234	34	19200	84 X 60	108 X 90	20000	11100	84 X 60	13-3/4	47-3/4	54	5	3760
HDVDW-12834	34	12800	108 X 60	132 X 90	16200	8100	108 X 60	13-3/4	47-3/4	36	5	3800
HDVDW-16034	34	16000	108 X 60	132 X 90	20000	11400	108 X 60	13-3/4	47-3/4	52	5	4020
HDVDW-19234	34	19200	108 X 60	132 X 90	19200	11500	108 X 60	13-3/4	47-3/4	54	5	4180
HDDW-12846	46	12800	60 X 68	84 X 98	14800	6100	60 X 68	12	58	48	5	3360
HDDW-16046	46	16000	60 X 68	84 X 98	17000	8500	60 X 68	12	58	68	5	3600
HDDW-19246	46	19200	60 X 68	84 X 98	17000	8700	60 X 68	12	58	70	5	3760
HDEDW-12846	46	12800	84 X 68	108 X 98	14600	6600	84 X 68	14	60	48	5	3980
HDEDW-16046	46	16000	84 X 68	108 X 98	16800	9300	84 X 68	14	60	68	5	4220
HDEDW-19246	46	19200	84 X 68	108 X 98	16800	9300	84 X 68	14	60	70	5	4400
HDVDW-12846	46	12800	108 X 68	132 X 98	14400	6800	108 X 68	14	60	48	5	4380
HDVDW-16046	46	16000	108 X 68	132 X 98	16800	9600	108 X 68	14	60	68	5	4680
HDVDW-19246	46	19200	108 X 68	132 X 98	16800	9600	108 X 68	14	60	70	5	4820
HDDW-12858	58	12800	60 X 84	84 X 114	12400	4400	60 X 84	12	70	64	5	3900
HDDW-16058	58	16000	60 X 84	84 X 114	16600	6300	60 X 84	12	70	94	5	4200
HDDW-19258	58	19200	60 X 84	84 X 114	17600	8500	60 X 84	12	70	96	5	4380
HDEDW-12858	58	12800	84 X 84	108 X 114	12200	4800	84 X 84	14	72	66	5	4580
HDEDW-16058	58	16000	84 X 84	108 X 114	16400	6900	84 X 84	14	72	96	5	4900
HDEDW-19258	58	19200	84 X 84	108 X 114	17400	9300	84 X 84	14	72	96	5	5100
HDVDW-12858	58	12800	108 X 84	132 X 114	12000	5000	108 X 84	14	72	66	5	5020
HDVDW-16058	58	16000	108 X 84	132 X 114	16400	7000	108 X 84	14	72	96	5	5380
HDVDW-19258	58	19200	108 X 84	132 X 114	17200	9700	108 X 84	14	72	96	5	5560

Wider units are available in the Super Duty lift section. Also, the factory can quote on modified Heavy Duty units to meet your needs.